


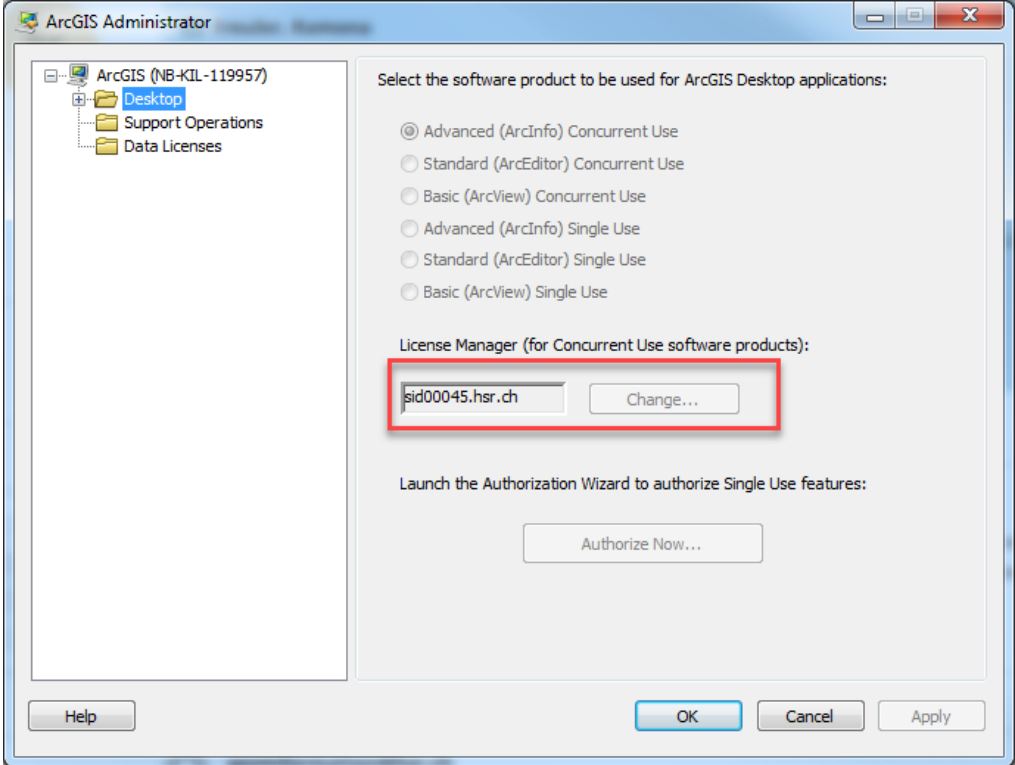


FAQ's HSR-Portal for geodata4edu

Frage	Wie bekomme ich eine ArcGIS Lizenzen?
Beschreibung	Ich habe ArcMap installiert und brauche nun eine ArcGIS Lizenz.
Lösung	<p>Starten Sie unter Windows Programme den ArcGIS Administrator</p> <p>Programms (6)</p> <ul style="list-style-type: none">  ArcGIS Pro  ArcGIS Administrator  ArcGIS Desktop 10.5.1 Help <p>Geben Sie unter Desktop – License Manager (for concurrent Use software products) die Adresse zum Lizenzserver ein</p> <p>sid00045.hsr.ch</p>  <p>The screenshot shows the 'ArcGIS Administrator' window. On the left, a tree view shows 'ArcGIS (NB-KIL-119957)' expanded to 'Desktop', which contains 'Support Operations' and 'Data Licenses'. On the right, the 'Select the software product to be used for ArcGIS Desktop applications:' section has six radio button options: 'Advanced (ArcInfo) Concurrent Use' (selected), 'Standard (ArcEditor) Concurrent Use', 'Basic (ArcView) Concurrent Use', 'Advanced (ArcInfo) Single Use', 'Standard (ArcEditor) Single Use', and 'Basic (ArcView) Single Use'. Below this is the 'License Manager (for Concurrent Use software products):' section, which contains a text box with 'sid00045.hsr.ch' and a 'Change...' button. At the bottom, there is an 'Authorize Now...' button and 'Help', 'OK', 'Cancel', and 'Apply' buttons.</p>